
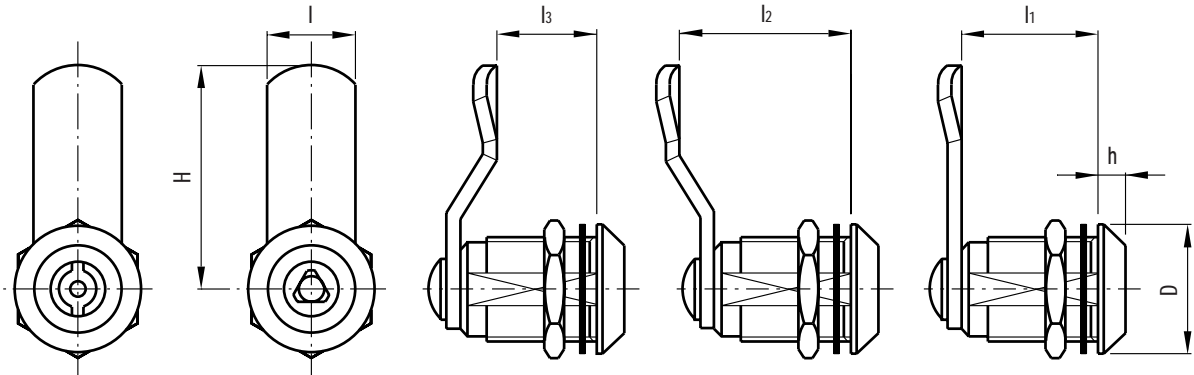
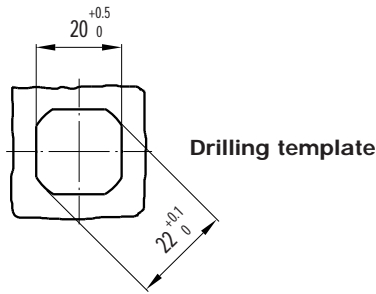


Latches with recessed key

- Nickel-plated zinc alloy **rotor** with two-wing or triangular key mark.
- Chrome-plated zinc alloy **stator**.
- Assembly with **brass nut** M22x1.5 and SBR rubber sealing washer.
- **90° rotation**.
- **Degree of protection IP 65** (see page 385).
- **Polyamide-based (PA) technopolymer keys:**
 - for two-wing mark (type CQ/A)
 - for triangular mark (type CQ/T).
- Shaped, galvanised and tropicalised steel **closing lever**, 3 mm thickness.
 - Lever with other dimensions on request and for sufficient quantities.



Galvanised steel threaded extension for lever advanced positioning on request.



Standard elements		Main dimensions							Weight
Code	Description	D	h	l	l ₁	l ₂	l ₃	H	grams
421311	CQ/A-45	28	4	20	20	-	-	45	83
421313	CQ/A-45-16					-	16		85
421315	CQ/A-45-18					-	18		87
421317	CQ/A-45-24					24	-		91
421319	CQ/A-45-28					28	-		93
421321	CQ/A-45-30					30	-		94
421323	CQ/A-45-32					32	-		95
421351	CQ/T-45	28	4	20	20	-	-	45	82
421353	CQ/T-45-16					-	16		84
421355	CQ/T-45-18					-	18		86
421357	CQ/T-45-24					24	-		90
421359	CQ/T-45-28					28	-		92
421361	CQ/T-45-30					30	-		93
421363	CQ/T-45-32					32	-		94