

Toggle latches

Steel / Stainless Steel, without lock mechanism

SPECIFICATION

Types

- Type **G**: Latch bolt with loop, with catch
- Type **T**: Latch bolt with T-head, with catch

Version in Steel ST

Steel, zinc plated, blue passivated

Version in Stainless Steel NI

Stainless Steel AISI 304



INFORMATION

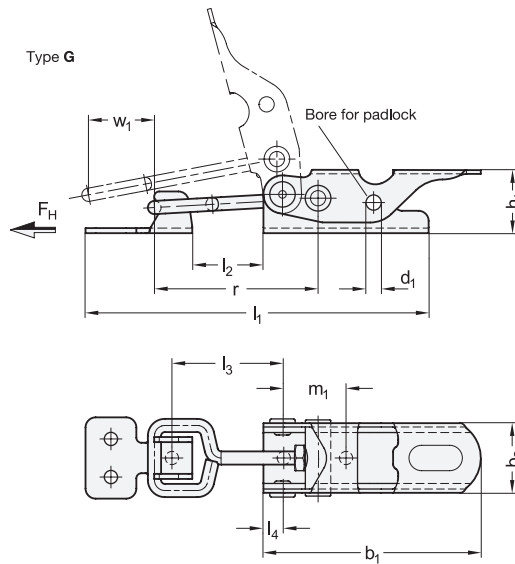
Toggle latches GN 761 are especially suited for rapid closing and fastening of covers, container lids and boxes.

When the lever is closed, the eccentric configuration of the rod shaft causes the latch bolt to move towards the catch. At the end of the lever movement, the rod shaft has exceeded the eccentric dead center point, thereby automatically keeping the toggle latch closed.

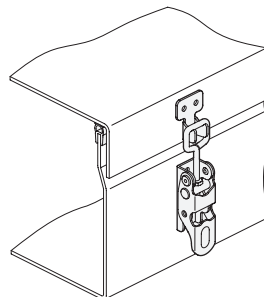
The latch bolts of the toggle latches can be adjusted within the adjustable range w_2 . The catch is included.

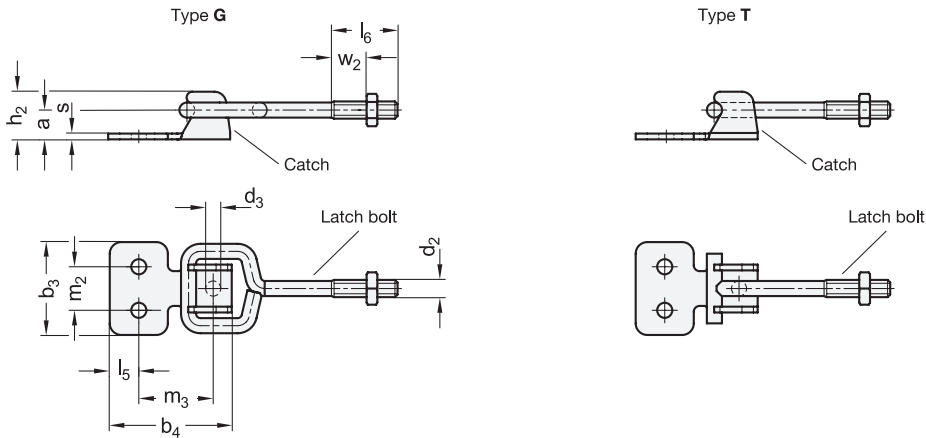
TECHNICAL INFORMATION

- Stainless Steel characteristics (see page A26)



Application example





GN 761-ST

Description	Size	FH in N	a	b1	b2	b3	b4	d1	d2	d3	h1	h2	l1	l2 min.	l3 min.	l4	l5	l6	m1	m2	m3	r ≈ for w2 = 0	s	w1 Stroke	w2 Adjust- able range	⚖
GN 761-100-G-ST	100	1000	8.3	52.5	21.5	24	29	5	M 5	4.2	18	13.3	117.5	22	34.5	6.5	5.5	20	20	13	17.5	51	1.5	19	7	63
GN 761-100-T-ST	100	1000	8.3	52.5	21.5	24	29	5	M 5	4.2	18	13.3	117.5	22	34.5	6.5	5.5	20	20	13	17.5	51	1.5	19	7	61
GN 761-200-G-ST	200	2000	10	65	27.5	32	42	6	M 6	5.2	25	16.4	155.5	28	44	8	10	25	24.5	15	24	64	2	26	11	142
GN 761-200-T-ST	200	2000	10	65	27.5	32	42	6	M 6	5.2	25	16.4	155.5	28	44	8	10	25	24.5	15	24	64	2	26	11	135
GN 761-300-G-ST	300	3000	12.7	81.5	31.5	38	52	8	M 8	6.2	32	20.7	189.5	33	54	11	12.5	30	30	20	29.5	79.5	2.5	31	12.5	270
GN 761-300-T-ST	300	3000	12.7	81.5	31.5	38	52	8	M 8	6.2	32	20.7	189.5	33	54	11	12.5	30	30	20	29.5	79.5	2.5	31	12.5	256

GN 761-NI

STAINLESS STEEL

Description	Size	FH in N	a	b1	b2	b3	b4	d1	d2	d3	h1	h2	l1	l2 min.	l3 min.	l4	l5	l6	m1	m2	m3	r ≈ for w2 = 0	s	w1 Stroke	w2 Adjust- able range	⚖
GN 761-100-G-NI	100	1000	8.3	52.5	21.5	24	29	5	M 5	4.2	18	13.3	117.5	22	34.5	6.5	5.5	20	20	13	17.5	51	1.5	19	7	63
GN 761-100-T-NI	100	1000	8.3	52.5	21.5	24	29	5	M 5	4.2	18	13.3	117.5	22	34.5	6.5	5.5	20	20	13	17.5	51	1.5	19	7	61
GN 761-200-G-NI	200	2000	10	65	27.5	32	42	6	M 6	5.2	25	16.4	155.5	28	44	8	10	25	24.5	15	24	64	2	26	11	142
GN 761-200-T-NI	200	2000	10	65	27.5	32	42	6	M 6	5.2	25	16.4	155.5	28	44	8	10	25	24.5	15	24	64	2	26	11	135
GN 761-300-G-NI	300	3000	12.7	81.5	31.5	38	52	8	M 8	6.2	32	20.7	189.5	33	54	11	12.5	30	30	20	29.5	79.5	2.5	31	12.5	270
GN 761-300-T-NI	300	3000	12.7	81.5	31.5	38	52	8	M 8	6.2	32	20.7	189.5	33	54	11	12.5	30	30	20	29.5	79.5	2.5	31	12.5	256

